

G31M-S R2.0

Intel® G31+ ICH7 Chipsets

ASRock
www.asrock.com



FSB
1600
MHz

DDR2
800

Intel®
GMA 3100
Direct X9.0

OC 800

SATAII
3.0 Gb/s

OC Tuner

Smart BIOS

Intelligent Energy Saver

Product Brief <<<

- Compatible with all FSB1600/1333/1066/800/533MHz CPUs
- Intel® Graphics Media Accelerator 3100, DirectX 9.0, Max. shared memory 384MB
- Supports OC 800 Jumper
- EuP Ready
- Supports ASRock Instant Boot, Instant Flash, ASRock OC Tuner (Up to 170% CPU frequency increase)
- Supports Smart BIOS, Intelligent Energy Saver (Up to 38% CPU Power Saving)

Detail Specification <<<

Platform	- Micro ATX Form Factor: 9.6-in x 7.2-in, 24.4 cm x 18.3 cm
CPU	- LGA 775 for Intel® Core™ 2 Extreme / Core™ 2 Quad / Core™ 2 Duo / Pentium® Dual Core / Celeron® Dual Core / Celeron®, supporting Penryn Quad Core Yorkfield and Dual Core Wolfdale processors - Compatible with all FSB1600/1333/1066/800/533MHz CPUs - Supports CPU up to 105W - Supports Hyper-Threading Technology - Supports United Overclocking Technology - Supports EM64T CPU
Chipset	- Northbridge: Intel® G31 - Southbridge: Intel® ICH7
Memory	- Dual Channel DDR2 memory technology - 2 x DDR2 DIMM slots - Supports DDR2 800/667/533 non-ECC, un-buffered memory - Max. capacity of system memory: 8GB
Expansion Slot	- 1 x PCI Express x16 slot - 1 x PCI Express x1 slot - 2 x PCI slots
Graphics	- Intel® Graphics Media Accelerator 3100 - Pixel Shader 2.0, DirectX 9.0 - Max. shared memory 384MB
Audio	- 5.1 CH Windows® Vista™ Premium Level HD Audio (Realtek ALC662 Audio Codec)
LAN	- Realtek PCIe x1 LAN 8103EL / 8102EL - Speed: 10/100 Ethernet - Supports Wake-On-LAN
Rear Panel I/O	I/O Panel - 1 x PS/2 Mouse Port - 1 x PS/2 Keyboard Port - 1 x Serial Port: COM1 - 1 x VGA Port - 4 x Ready-to-Use USB 2.0 Ports - 1 x RJ-45 LAN Port with LED (ACT/LINK LED and SPEED LED) - HD Audio Jack: Line in / Front Speaker / Microphone
Connector	- 4 x SATAII 3.0 Gb/s connectors (No support for RAID and "Hot Plug" functions) - 1 x ATA100 IDE connector (supports 2 x IDE devices) - 1 x Floppy connector - 1 x Print port header - CPU/Chassis FAN connector - 24 pin ATX power connector - 4 pin 12V power connector - Front panel audio connector - 2 x USB 2.0 headers (support 4 USB 2.0 ports)
BIOS Feature	- 4Mb AMI BIOS - AMI Legal BIOS - Supports "Plug and Play" - ACPI 1.1 Compliance Wake Up Events - SMBIOS 2.3.1 Support - VCCM Voltage Multi-adjustment - Supports Smart BIOS
Support CD	- Drivers, Utilities, AntiVirus Software (Trial Version)
Unique Feature	- ASRock OC Tuner - Intelligent Energy Saver - Instant Boot - ASRock Instant Flash - Hybrid Booster: - CPU Frequency Stepless Control - ASRock U-COP - Boot Failure Guard (B.F.G.)
Hardware Monitor	- CPU Temperature Sensing - Chassis Temperature Sensing - CPU Fan Tachometer - Chassis Fan Tachometer - CPU Quiet Fan - Voltage Monitoring: +12V, +5V, +3.3V, CPU Vcore
OS	- Microsoft® Windows® 2000 / XP / XP 64-bit / Vista™ / Vista™ 64-bit compliant
Certifications	- FCC, CE - EuP Ready (EuP ready power supply is required)
Accessories	- Quick Installation Guide, Support CD, I/O Shield - ATA 100 Cable (Optional) - 1 x SATA Data Cable (Optional)

The specification is subject to change without notice. The brand and product names are trademarks of their respective companies. Any configuration other than original product specification is not guaranteed.

G31M-S R2.0

Intel® G31 + ICH7 Chipsets


ASRock®
www.asrock.com

Overclocking Design

ASRock OC Tuner:

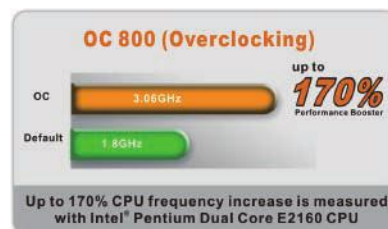
ASRock OC Tuner is a user-friendly and untied tool which allows you to guard your system by hardware monitor function and overclock your hardware devices to get the best system performance

- System Health
- Hardware Monitor
- Overclocking
- Voltage Control



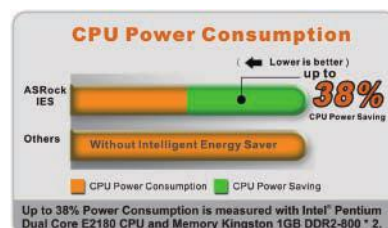
Hardware Overclocking (OC 800 Jumper):

This function allows you to overclock FSB800MHz CPU through hardware jumper settings. When you enable this function, the FSB800 MHz will be overclocked to FSB1066 directly. After that, you can keep overclock the CPU with software – ASRock OC Tuner to the maximum 170% performance boost.



Energy Saving :

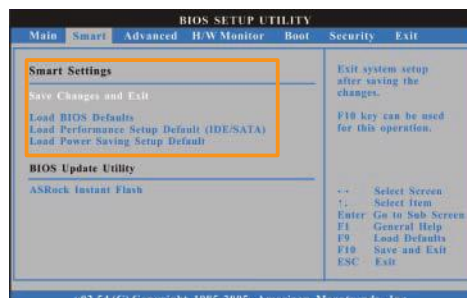
Supports ASRock Intelligent Energy Saver (I.E.S)



CPU Power saving up to **38%**

Smart BIOS:


The Smart BIOS function can be found in the BIOS Setup Utility when you are setting up the optimal configuration for your system. It can facilitate the setting things by some default BIOS settings. Users may just select the BIOS mode that is most suitable to them.



G31M-S R2.0

Intel® G31 + ICH7 Chipsets

ASRock®
www.asrock.com



EuP Ready Motherboard



EuP Ready Power Supply



EuP System

What is EuP?

EuP, stands for Energy Using Product, was a provision regulated by European Union to define the power consumption for the completed system. With the great quantity and the popularly using of the electrical products nowadays and the continuously increasing of the electrical products categories in the following 20 to 30 years, European Union decided to establish an effective strategy to solve the energy consumption problem. That is, according to EuP, the total AC power of the completed system shall be under 1.00W in off mode condition.

How to setup an EuP system?

To meet EuP standard, the EuP ready motherboard and the EuP ready power supply are required. As a motherboard vendor with eco-awareness, ASRock is the pioneer to develop "EuP Ready" motherboards based on the great efforts of our exceptional hardware design.

According to Intel, the EuP ready power supply must meet the standard of 5v standby power efficiency is higher than 50% under 100 mA current consumption. For EuP ready power supply selection, please check with the power supply manufacturer for more details.

ASRock, Worldwide First EuP Ready Motherboard Manufacturer!

ASRock hereby proudly announced that we are the Worldwide First motherboard manufacturer to release "EuP Ready" motherboard to the market! With ASRock "EuP Ready" motherboard, you are confident to setup a system to pass the EuP standard.



ASRock Instant Boot

ASRock Instant Boot is a new feature invented exclusively by ASRock. It can boot up system in an amazing speed, which is 10 times faster than traditional boot up. For home users or office PC users, ASRock Instant Boot can also guarantee a clean Windows OS, and consumed less power! For details: <http://www.asrock.com/feature/InstantBoot/index.asp>

* This function is applicable ONLY to single user that does not secure ID and Password to their systems.
* The boot up time depends on the hardware configuration.

10 Times Faster, Only 4 Secs to Boot Up to Windows!

ASRock YouTube

<http://tw.youtube.com/watch?v=BucljXZVxXo>



G31M-S R2.0

Intel® G31 + ICH7 Chipsets

ASRock®
www.asrock.com

ASRock Instant Flash

ASRock Instant Flash is an exclusive and the most user-friendly BIOS flash utility developed by ASRock. It is embedded in Flash ROM which is used to update the system BIOS without having to enter operating systems like MS-DOS or Windows.



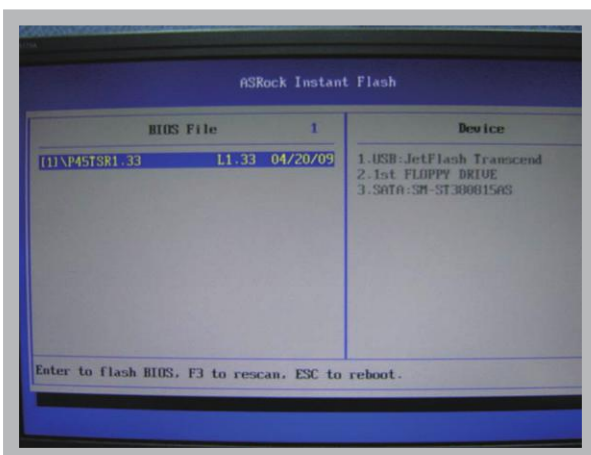
How to execute ASRock Instant Flash?

ASRock Instant Flash is extremely user-friendly. You can access Instant Flash utility directly by pressing F6 when you saw this page.



Features

Once executing ASRock Instant Flash, the utility will automatically detect all devices such as USB, hard disk or even floppy drive to find the exact BIOS for your system. Instead of giving you all BIOS in your devices, the Instant Flash just list BIOS versions that apply to your motherboard model only. For example, if you have many different BIOS of different motherboards saved in your devices, but you just need to flash your P45 motherboard, the Instant Flash will just list the P45 BIOS versions for you. This unique function allows you to easily select the suitable BIOS version instead of browsing through all data.



Instant Flash just list BIOS versions that apply to your motherboard model.

Simple



Click and start Flashing!

Quick!